

Chicago Foliage Inc.

www.Chicagofoliage.com

630-510-8722 Fax 630-510-9601

Architectural Supplements Wholesale Price List

** Table of Contents **


| | |
|-------------|---|
| Page 1 | European Line; Cylinders, Squares, Rectangles |
| Page 2 | Phoenix Line; Cylinders, Squares Bamboo Line |
| Page 3: | Optimum Line; Cylinders, Squares, Rectangles |
| Page 4: | Earth Walls, Cubes, Tall Squares, Bowls European Tall Curves |
| Page 5: | Athena Floor and Tall, Tapered Cylinders European Extra Tall Curve |
| Page 6: | Italian Forms; Round, Square, Rectangle Oriental, Flowerbowl |
| Page 7&8: | Tier One; Round, Bowl, Square, Sq Bowl Tier Two; Rounds & Squares with Stand Tier Three; Round & Sq Bowl with Stand |
| Page 9: | Iron Clad Line; Transitional & Traditional |
| Page 10: | Symmetry Line; Cylinders, Squares |
| Page 11: | Desert Urns, Earth Spheres, Ice Planters |
| Page 12: | Saucers; Round & Square |
| Page 13: | Saucers; Rectangle, Xtra Deep Liners, Platforms |
| Page 14&15: | Saucer "Cheat" Sheets |
| Page 16: | Stands; Additional Stands Available not listed |
| Page 17: | Color Listing and Color Codes for Finishes |

All pots, if not in stock, should be available within 7-10 business days of order placed. All orders returned and/or cancelled are subject to a 50% restocking fee.


For additional product information not listed, go to:

www.asiearthforms.com

**Chicago Foliage Wholesale ASI Price List
(630) 510-8722 Fax (630) 510-9601
Email: info@ChicagoFoliage.com**

| European Cylinders | Model | Inside Top | Inside Bottom | Inside Height | Outside wide Pt. | Outside Height | Weight (lbs.) | Grow Pot |
|---|-------|------------|---------------|---------------|------------------|----------------|---------------|----------|
|  | EU-05 | 4.25" | 3.5" | 4.2" | 4.5" | 4.4" | 1.8" | 4" |
| | EU-07 | 6.75" | 5.2" | 6.75" | 7.5" | 7.2" | 2 | 6" |
| | EU-08 | 8" | 5.7" | 8" | 8.75" | 8.5" | 2.3 | 6" |
| | EU-10 | 10" | 7.1" | 10" | 10.75" | 10.5" | 2.7 | 8" |
| | EU-12 | 12.9" | 9.2" | 12.9" | 14" | 14" | 4.6 | 10" |
| | EU-14 | 14.5" | 10.4" | 14.5" | 15.5" | 15" | 5.3 | 12" |
| | EU-16 | 16.8" | 12" | 16.8" | 18" | 17.5" | 7.8 | 14" |
| | EU-20 | 21" | 15" | 21" | 22" | 21.5" | 11.2 | 17" |
| | EU-26 | 26" | 18.5" | 26" | 27.5" | 27" | 18.9 | 21" |
| | EU-34 | 34" | 24.3" | 34" | 35.5" | 34.5" | 33.8 | 28/34" |
| EU-42 | 42" | 30" | 42" | 44" | 43" | 44.9 | 36/38" | |


Standard Colors Include Matte, Gloss and Metallic Finishes
See attached list for upcharge costs on Premium Finishes (Gemstone, Faux and Burnished)

| European Squares | Model | Inside Top L/W | Outside Top L/W | Outside Base L/W | Outside Height | Weight (lbs.) | Grow Pot |
|---|---------|----------------|-----------------|------------------|----------------|---------------|----------|
|  | EUSQ-07 | 7" | 8" | 5.7" | 7" | 2 | 6" |
| | EUSQ-09 | 9" | 10" | 7.3" | 9" | 3 | 8" |
| | EUSQ-12 | 11.5" | 13" | 9.3" | 11.5" | 8 | 10" |
| | EUSQ-15 | 15" | 18" | 13" | 16" | 15.4 | 14" |
| | EUSQ-18 | 18" | 22" | 16" | 20" | 20.5 | 17" |
| | EUSQ-20 | 20" | 25" | 18" | 23" | 30 | 21" |
| | EUSQ-25 | 25" | 30" | 22" | 26" | 41 | 28" |
| | EUSQ-32 | 31" | 36" | 26" | 30" | 72 | 34" |

Standard Colors Include Matte, Gloss and Metallic Finishes
See attached list for upcharge costs on Premium Finishes (Gemstone, Faux and Burnished)

| European Tall Square | Model | Inside Top | Shelf Depth | Outside Top | Outside Base | Outside Height | Grow Pot |
|---|-----------|------------|-------------|-------------|--------------|----------------|----------|
|  | EUTS-0508 | 4.5" | 5" | 5" | 3.3" | 8" | 4" |
| | EUTS-0714 | 6.5" | 7" | 7" | 4.6" | 14" | 6" |
| | EUTS-1326 | 11.6" | 12" | 13" | 9.5" | 26" | 10" |
| | EUTS-1530 | 13.4" | 14" | 15" | 11" | 30" | 12" |
| | EUTS-1836 | 16.2" | 16" | 18" | 13" | 36" | 14" |
| | EUTS-2142 | 19" | 19" | 21" | 15.2" | 42" | 17" |

Standard Colors Include Matte, Gloss and Metallic Finishes
See attached list for upcharge costs on Premium Finishes (Gemstone, Faux and Burnished)

| European Rectangle | Model | Inside Top W/L | Outside Top W/L | Outside Base W/L | Outside Height | Weight (lbs.) | Grow Pot |
|---|-----------|----------------|-----------------|------------------|----------------|---------------|----------|
|  | EURT-1607 | 16.5"/7" | 19"/9.5" | 17"/7" | 7" | 4.4 | 6x2 |
| | EURT-2207 | 22"/7" | 25"/10" | 22.5"/8" | 8" | 7.5 | 6x3 |
| | EURT-3012 | 30"/12" | 34"/16" | 30"/12" | 12" | 17.6 | 10x2 |
| | EURT-3412 | 34"/12" | 38"/16" | 33"/12" | 16" | 25 | 10x3 |


Standard Colors Include Matte, Gloss and Metallic Finishes
See attached list for upcharge costs on Premium Finishes (Gemstone, Faux and Burnished)

| European Tall Cylinders | Model | Inside Top | Shelf Depth | Outside Top | Outside Base | Outside Height | Grow Pot |
|---|-----------|------------|-------------|-------------|--------------|----------------|----------|
|  | EUTC-1326 | 11.6" | 12" | 13" | 9.5" | 26" | 10" |
| | EUTC-1530 | 13.4" | 14" | 15" | 11" | 30" | 12" |
| | EUTC-1836 | 16.2" | 16" | 18" | 13" | 36" | 14" |
| | EUTC-2142 | 19" | 19" | 21" | 15.2" | 42" | 17" |


Standard Colors Include Matte, Gloss and Metallic Finishes
See attached list for upcharge costs on Premium Finishes (Gemstone, Faux and Burnished)

Price List Updated 10/1/10

**Chicago Foliage Wholesale ASI Price List
(630) 510-8722 Fax (630) 510-9601
Email: info@ChicagoFoliage.com**


| Phoenix Cylinder  | Model | Outside Diameter | Outside Height | Inside Diameter | Inside Height | Grow Pot |
|--|----------|------------------|----------------|-----------------|---------------|----------|
| | PHC-0807 | 8.0" | 6.8" | 7.7" | 6.6" | 6" |
| | PHC-1110 | 13.0" | 11.0" | 12.7" | 10.8" | 8" |
| | PHC-1311 | 13.0" | 11.0" | 12.7" | 10.8" | 10" |
| | PHC-1815 | 17.8" | 15.0" | 17.3" | 14.8" | 14" |
| | PHC-2118 | 21.2" | 18.0" | 20.7" | 17.7" | 17" |

Standard Colors Include Matte, Gloss and Metallic Finishes
See attached list for upcharge costs on Gemstone and Faux Finishes. Burnished not available in PHC

| Phoenix Square  | Model | Outside L/W | Outside Height | Inside L/W | Base | Grow Pot |
|--|-----------|-------------|----------------|------------|-------|----------|
| | PHSQ-0707 | 7.0" | 6.8" | 6.7" | 4.7" | 6" |
| | PHSQ-1010 | 9.8" | 9.5" | 9.5" | 6.7" | 8" |
| | PHSQ-1212 | 12.5" | 12.1" | 12.1" | 8.6" | 10" |
| | PHSQ-1717 | 17" | 16.5" | 16.5" | 12" | 14" |
| | PHSQ-2020 | 20.4" | 19.7" | 19.8" | 14.6" | 17" |


Standard Colors Include Matte, Gloss and Metallic Finishes
See attached list for upcharge costs on Gemstone and Faux Finishes. Burnished not available in PHSQ

| Optional Caster | Model | Length/Width | Height |
|------------------------|----------|--------------|--------|
| | CPL-1003 | 10.0" | 2.5" |
| | CPL-1203 | 12.0" | 2.5" |


| Phoenix Tall Squares  | Model | Outside L/W | Outside Height | Inside L/W | Base | Grow Pot |
|--|-----------|-------------|----------------|------------|-------|----------|
| | PHTS-1222 | 11.9" | 22.2" | 11.5" | 8.6" | 10" |
| | PHTS-1630 | 16.0" | 30.0" | 15.5" | 11.9" | 14" |
| | | | | | | |

Standard Colors Include Matte, Gloss and Metallic Finishes
See attached list for upcharge costs on Gemstone and Faux Finishes. Burnished not available in PHTS

| Internal Pedestals | Model | Length/Width | Height | Base | Planting Height | Fits |
|---------------------------|----------|--------------|--------|-------|-----------------|-----------|
| | PED-0710 | 6.0" | 7.0" | 7.0" | 12.0" | PHTS-1222 |
| | PED-1014 | 8.0" | 10.0" | 10.0" | 16.0" | PHTS-1630 |

| Bamboo Squares  | Model | Outside Length/Width | Outside Height | Outside Base L/W | Inside Length/Width | Inside Height | Grow Pot |
|--|---------|----------------------|----------------|------------------|---------------------|---------------|----------|
| | SBSQ-09 | 9.1" | 7.9" | 6.6"/6.6" | 7.5" | 7.3" | 6" |
| | SBSQ-13 | 13.4" | 11.5" | 9.7" | 11.8" | 10.9" | 10" |
| | SBSQ-18 | 18.4" | 16.0" | 13.4" | 16.8" | 15.4" | 14" |
| | SBSQ-22 | 22.4" | 20.0" | 16.4" | 20.8" | 19.4" | 17" |


ASI Colors: Natural Bamboo Color


| Bamboo Tall Squares  | Model | Outside Length/Width | Outside Height | Outside Base L/W | Inside Length/Width | Shelf Height | Grow Pot |
|---|-----------|----------------------|----------------|------------------|---------------------|--------------|----------|
| | SBTS-0915 | 9.0" | 15.1" | 6.4" | 7.4" | 7.2" | 6" |
| | SBTS-1326 | 13.1" | 26.0" | 9.6" | 11.5" | 10.9" | 10" |
| | SBTS-1836 | 18.4" | 36.0" | 13.4" | 16.8" | 15.4" | 14" |
| | SBTS-2242 | 22.1" | 42.0" | 16.3" | 20.5" | 19.4" | 17" |


ASI Colors: Natural Bamboo Color (comes with a removable internal grow pot pedestal)


Price List Updated 10/1/10


Chicago Foliage Wholesale ASI Price List
(630) 510-8722 Fax (630) 510-9601
Email: info@ChicagoFoliage.com

| Optimum One Cylinders | Model | Outside Diameter | Outside Height | Outside Base | Inside Diameter | Inside Height | Inside Base | Grow Pot |
|--|--------------|-------------------------|-----------------------|---------------------|------------------------|----------------------|--------------------|-----------------|
|  | O1C-0807 | 8.0" | 6.7" | 5.5" | 7.7" | 6.6" | 5.1" | 6" |
| | O1C-1311 | 13.0" | 11.0" | 8.9" | 12.8" | 10.9" | 8.4" | 10" |
| | O1C-1815 | 17.8" | 15.0" | 12.2" | 17.5" | 14.9" | 11.5" | 14" |
| | O1C-2118 | 21.2" | 18.0" | 14.6" | 21.0" | 17.8" | 13.7" | 17" |
| Standard Colors Include Matte, Gloss and Metallic Finishes See attached list for upcharge costs on Gemstone and Faux Finishes. Burnished not available in O1C | | | | | | | | |

| Optimum One Squares | Model | Outside Length/Width | Outside Height | Outside Base L/W | Inside Length/Width | Inside Height | Inside Base | Grow Pot |
|---|--------------|-----------------------------|-----------------------|-------------------------|----------------------------|----------------------|--------------------|-----------------|
|  | O1SQ-0807 | 8.0" | 6.7" | 5.5" | 7.7" | 6.6" | 5.1" | 6" |
| | O1SQ-1311 | 13.0" | 11.0" | 8.9" | 12.8" | 10.9" | 8.4" | 10" |
| | O1SQ-1815 | 17.8" | 15.0" | 12.2" | 17.5" | 14.9" | 11.5" | 14" |
| | O1SQ-2118 | 21.2" | 18.0" | 14.6" | 21.0" | 17.8" | 13.7" | 17" |
| Standard Colors Include Matte, Gloss and Metallic Finishes See attached list for upcharge costs on Gemstone and Faux Finishes. Burnished not available in O1SQ | | | | | | | | |


| Optimum One Tall Squares* | Model | Outside Length/Width | Outside Height | Outside Base L/W | Inside Length/Width | Inside Height | Inside Base | Grow Pot |
|--|--------------|-----------------------------|-----------------------|-------------------------|----------------------------|----------------------|--------------------|-----------------|
|  | OTS-0813 | 8.0" | 12.7" | 5.0" | 7.5" | 7.2" | 4.6" | 6" |
| | OTS-1322 | 13.0" | 21.8" | 8.2" | 8.75" | 8.5" | 7.8" | 10" |
| | OTS-1830 | 17.8" | 29.7" | 11.1" | 10.75" | 10.5" | 10.7" | 14" |
| | OTS-2136 | 21.2" | 35.8" | 13.3" | 14.0" | 14.0" | 12.9" | 17" |
| Standard Colors Include Matte, Gloss and Metallic Finishes See attached list for upcharge costs on Gemstone and Faux Finishes. Burnished not available in OTS | | | | | | | | |

| Optional Caster for OTS | Model | Length/Width | Height |
|---|--------------|---------------------|---------------|
|  | PED-0506 | 5.0" | 6.0" |
| | PED-0710 | 7.0" | 10.0" |
| | PED-1014 | 10.0" | 14.0" |
| | PED-1217 | 12.0" | 17.0" |
| | PED-300807 | 30.0"/8.0" | 7.0" |
| Colors and Finishes: | | | |


| Optimum One Rectangles | Model | Outside Length/Width | Outside Height | Outside Base L/W | Inside Length/Width | Inside Height | Grow Pot |
|---|--------------|-----------------------------|-----------------------|-------------------------|----------------------------|----------------------|-----------------|
|  | O1RT-220807 | 22.0"/8.0" | 7.0" | 20.0"/5.7" | 21.8"/7.8" | 6.8" | 3x6" |
| | O1RT-300807 | 30.0"/8.0" | 7.0" | 27.7"/5.7" | 29.8"/7.8" | 6.8" | 4x6" |
| | O1RT-321218 | 32.0"/12.0" | 18.0" | 30.5"/10.5" | 31.7"/11.7" | 10.7" | 3x10" |
| Standard Colors Include Matte, Gloss and Metallic Finishes See attached list for upcharge costs on Gemstone and Faux Finishes. Burnished not available in O1RT | | | | | | | |

Price List Updated 10/1/10


Chicago Foliage Wholesale ASI Price List
(630) 510-8722 Fax (630) 510-9601
Email: info@ChicagoFoliage.com

| Earth Walls  | Model | Outside L/W | Outside Height | Inside L/W | Inside Height | Grow Pot |
|---|-------------|-------------|----------------|------------|---------------|---------------------|
| | ETHW-361024 | 36"/10.5" | 24" | 34.2"/8.4" | 8" | 8"x3, 8"x4, 6"x5 |
| | ETHW-361416 | 34"/14" | 16" | 34"/12" | 14" | 10"x3, 8"x4, 6"x5 |
| | ETHW-361424 | 36"/14" | 24" | 34"/12" | 22" | 10"x3, 8"x4, 6"x5 |
| | ETHW-481616 | 48"/16.5" | 16" | 46"/14.5" | 14" | 10"x4, 12"x3, 14"x3 |
| | ETHW-481624 | 48"/16.5" | 24" | 46"/14.5" | 22" | 10"x4, 12"x3, 14"x3 |
| | ETHW-482424 | 48"/24" | 24" | 44"/20" | 21" | 14"x3, 17"x2 |


Standard Colors Include Matte, Gloss and Metallic Finishes
 See attached list for upcharge costs on Premium Finishes (Gemstone, Faux and Burnished)

| Earth Cubes  | Model | Outside L/W | Outside Height | Inside L/W | Inside Height | Grow Pot |
|---|-------------|-------------|----------------|-------------|---------------|----------|
| | ETHC-060606 | 6"/6" | 6" | 5"/5" | 5.8" | 4" |
| | ETHC-080808 | 8"/8" | 8" | 7"/7" | 7.8" | 6" |
| | ETHC-121212 | 12"/12" | 12" | 10.5"/10.5" | 11.8" | 10" |
| | ETHC-181818 | 18" | 18" | 16" | 16" | 14" |
| | ETHC-242424 | 24" | 24" | 22" | 22" | 17"/21" |
| | ETHC-303030 | 30" | 30" | 28" | 28" | 24" |
| ETHC-363636 | 36" | 36" | 32" | 33" | 30" | |

Standard Colors Include Matte, Gloss and Metallic Finishes
 See attached list for upcharge costs on Premium Finishes (Gemstone, Faux and Burnished)

| Earth Tall Squares  | Model | Outside L/W | Outside Height | Inside L/W | Inside Height | Grow Pot |
|---|------------|-------------|----------------|-------------|---------------|----------|
| | ETHTS-1732 | 16.6"/16.6" | 32" | 14.5"/14.5" | 15" | 14" |
| | ETHTS-1748 | 16.6"/16.6" | 48" | 14.5"/14.5" | 15" | 14" |
| | | | | | | |


Standard Colors Include Matte, Gloss and Metallic Finishes
 See attached list for upcharge costs on Premium Finishes (Gemstone, Faux and Burnished)

| European Tall Curves  | Model | Inside Top | Shelf Depth | Outside Top | Outside Base | Outside Height | Grow Pot |
|--|-----------|------------|-------------|-------------|--------------|----------------|----------|
| | ETCR-1224 | 10.6" | 11.4" | 12.5" | 8.2" | 24" | 10" |
| | ETCR-1732 | 14.6" | 15.3" | 16.8" | 11" | 32" | 12" |
| | ETCR-2141 | 19.3" | 19.7" | 21" | 14" | 41" | 14" |

Standard Colors Include Matte, Gloss and Metallic Finishes
 See attached list for upcharge costs on Premium Finishes (Gemstone, Faux and Burnished)

| Earth Bowl  | Model | Inside Top | Inside Bottom | Inside Height | Outside Wide Pt. | Outside Height | Grow Pot |
|--|----------|------------|---------------|---------------|------------------|----------------|----------|
| | EBL-1406 | 12.9" | 8.1" | 5.6" | 14" | 5.9" | 6" |
| | EBL-1808 | 16.6" | 10.5" | 7.3" | 18" | 7.6" | 8" |
| | EBL-2410 | 22.1" | 14" | 9.8" | 24" | 10.1" | 10" |
| | EBL-3012 | 27.6" | 17.5" | 12.3" | 30" | 12.6" | 12" |
| EBL-3615 | 33.1" | 21" | 14.8" | 36" | 15.1" | 14" | |

Standard Colors Include Matte, Gloss and Metallic Finishes
 See attached list for upcharge costs on Premium Finishes (Gemstone, Faux and Burnished)

| Earth Bowl - Low Profile  | Model | Inside Top | Inside Bottom | Inside Height | Outside Wide Pt. | Outside Height | Grow Pot |
|--|-----------|------------|---------------|---------------|------------------|----------------|-------------|
| | LEBL-3006 | 27.6" | 17.5" | 6.0" | 30" | 6.3" | multiple 6" |
| | LEBL-3608 | 33.1" | 21" | 7.3" | 36" | 7.6" | multiple 8" |


Standard Colors Include Matte, Gloss and Metallic Finishes
 See attached list for upcharge costs on Premium Finishes (Gemstone, Faux and Burnished)


Price List Updated 10/1/10

**Chicago Foliage Wholesale ASI Price List
 (630) 510-8722 Fax (630) 510-9601
 Email: info@ChicagoFoliage.com**

| Athena Floor Model | Model | Inside Top L/W | Wide Pt. L/W | Base L/W | Outside Height | Grow Pot |
|---|-----------------|-----------------------|---------------------|-----------------|-----------------------|-----------------|
|  | ATH-0506 | 4.4" | 5.5" | 3.6" | 5.7" | 4" |
| | ATH-0809 | 7.0" | 8.7" | 5.8" | 8.9" | 6" |
| | ATH-1415 | 11.7" | 14.6" | 9.6" | 15.2" | 10" |
| | ATH-1920 | 15.3" | 19.6" | 12.6" | 20.0" | 14" |
| | ATH-2425 | 20.6" | 24.8" | 16.2" | 24.9" | 17" |
| Standard Colors Include Matte, Gloss and Metallic Finishes See attached list for upcharge costs on Premium Finishes (Gemstone, Faux and Burnished) | | | | | | |


| Athena Tall Model | Model | Inside Top L/W | Wide Pt. L/W | Base L/W | Outside Height | Shelf Height | Grow Pot |
|---|-----------------|-----------------------|---------------------|-----------------|-----------------------|---------------------|-----------------|
|  | ATH-0715 | 6.2" | 7.5" | 4.9" | 15.6" | 6.5" | 6" |
| | ATH-1326 | 10.5" | 12.8" | 8.3" | 26.4" | 11.0" | 10" |
| | ATH-1736 | 14.3" | 17.3" | 11.2" | 35.8" | 15.0" | 14" |
| | ATH-2246 | 18.2" | 22.1" | 14.3" | 45.7" | 18.0" | 17" |
| Standard Colors Include Matte, Gloss and Metallic Finishes See attached list for upcharge costs on Premium Finishes (Gemstone, Faux and Burnished) | | | | | | | |

| Tapered Cylinder | Model | Outside Top Diameter | Outside Height | Outside Base Diameter | Inside Top Diameter | Inside Height | Inside Base Diameter | Grow Pot |
|---|----------------|-----------------------------|-----------------------|------------------------------|----------------------------|----------------------|-----------------------------|-----------------|
|  | TC-0908 | 8.75" | 8.0" | 6.25" | 7.0" | 7.8" | 5.85" | 6" |
| | TC-1312 | 13.3" | 12.0" | 9.8" | 11.0" | 11.8" | 9.4" | 10" |
| | TC-1816 | 18.0" | 16.0" | 13.0" | 15.0" | 15.75" | 12.5" | 14" |
| | TC-2220 | 22.0" | 20.0" | 16.0" | 18.0" | 19.75" | 15.5" | 17" |
| | TC-2523 | 25.0" | 23.0" | 18.0" | 20.0" | 22.7" | 17.4" | 17" |
| | TC-3026 | 30.0" | 26.0" | 22.0" | 25.0" | 25.7" | 21.4" | 21"-24" |
| | TC-3630 | 36.0" | 30.0" | 26.0" | 31.0" | 29.7" | 25.4" | 28"-30" |
| Standard Colors Include Matte, Gloss and Metallic Finishes See attached list for upcharge costs on Premium Finishes (Gemstone, Faux and Burnished) | | | | | | | | |


| Extra Tall Curve | Model | Outside Wide Point | Outside Base | Outside Height | Inside Top | Shelf Height | Grow Pot |
|---|-------------------|---------------------------|---------------------|-----------------------|-------------------|---------------------|-----------------|
|  | EXTCR-1241 | 12.5" | 8.2" | 41.0" | 10.8" | 10.0" | 10" |
| | EXTCR-2260 | 21.7" | 14.0" | 60.0" | 18.9" | 14.6" | 14" |
| Standard Colors Include Matte, Gloss and Metallic Finishes See attached list for upcharge costs on Premium Finishes (Gemstone, Faux and Burnished) | | | | | | | |

Price List Updated 10/1/10


**Chicago Foliage Wholesale ASI Price List
(630) 510-8722 Fax (630) 510-9601
Email: info@ChicagoFoliage.com**

| Italian Forms  | Model | Inside Top Dia. | Outside Top Dia. | Outside Base Dia. | Outside Height | Weight (lbs.) | Grow Pot |
|--|--------|-----------------|------------------|-------------------|----------------|---------------|----------|
| | ISW-08 | 7.4" | 8.4" | 6.4" | 6.9" | 2 | 6" |
| ISW-10 | 10" | 11.5" | 8.7" | 8.2" | 2.4 | 8" | |
| ISW-14 | 13" | 15" | 11.2" | 12" | 4.8 | 10/12" | |
| ISW-16 | 16.5" | 19" | 14.3" | 15.5" | 7.7 | 14" | |
| ISW-20 | 21" | 24" | 18.2" | 19.1" | 15.2 | 17" | |
| ISW-26 | 26" | 29.5" | 22.5" | 25.4" | 25.7 | 21/24" | |
| ISW-30 | 30" | 34.7" | 26" | 26.5" | 30.1 | 28" | |
| ISW-36 | 36" | 41.2" | 31" | 28" | 38.1 | 31" | |


Standard Colors Include Matte, Gloss and Metallic Finishes
See attached list for upcharge costs on Premium Finishes (Gemstone, Faux and Burnished)

| Italian Square  | Model | Inside Top | Outside Top | Outside Base | Outside Height | Weight (lbs.) | Grow Pot |
|---|---------|------------|-------------|--------------|----------------|---------------|----------|
| | ISSW-07 | 6.8" | 8.3" | 6.8" | 7.3" | 3.3 | 6" |
| ISSW-17 | 17" | 20.8" | 27" | 19" | 17 | 14" | |
| ISSW-22 | 22" | 26.9" | 22" | 22" | 31.7 | 17/21" | |


Standard Colors Include Matte, Gloss and Metallic Finishes
See attached list for upcharge costs on Premium Finishes (Gemstone, Faux and Burnished)

| Italian Rectangle  | Model | Inside Top L/W | Outside Top Length | Outside Top Width | Outside Height | Weight (lbs.) | Grow Pot |
|---|-----------|----------------|--------------------|-------------------|----------------|---------------|----------|
| | IRSW-24 | 24"/6.25" | 25.5" | 7.8" | 7" | 7 | 6x3 |
| IRSW-33 | 33"/13" | 36" | 16" | 20" | 28.8 | 10x3 | |
| IRSW-40 | 40"/17.5" | 48" | 21.5" | 24" | 42.5 | 17x2 | |

Standard Colors Include Matte, Gloss and Metallic Finishes
See attached list for upcharge costs on Premium Finishes (Gemstone, Faux and Burnished)

| Oriental Forms  | Model | Inside Top Dia. | Outside Top Dia. | Outside Base Dia. | Outside Height | Weight (lbs.) | Grow Pot |
|---|--------|-----------------|------------------|-------------------|----------------|---------------|----------|
| | OSW-08 | 6.8" | 9.3" | 5.4" | 8" | 2 | 6" |
| OSW-10 | 10.3" | 13.2" | 8.2" | 10" | 2.9 | 8" | |
| OSW-12 | 12.5" | 15" | 8.5" | 12.5" | 4.8 | 10" | |
| OSW-14 | 13.8" | 17.5" | 10.8" | 14" | 5.9 | 12" | |
| OSW-16 | 15.3" | 19.5" | 11.5" | 16" | 7.3 | 14" | |
| OSW-20 | 20" | 24" | 13.5" | 18.7" | 11 | 17" | |
| OSW-25 | 26" | 30.5" | 15.5" | 26.3" | 22.4 | 21/24" | |
| OSW-32 | 31.3" | 39" | 20.5" | 31.5" | 39.6 | 28" | |


Standard Colors Include Matte, Gloss and Metallic Finishes
See attached list for upcharge costs on Premium Finishes (Gemstone, Faux and Burnished)

| Flower Bowl  | Model | Inside Top | Inside Bottom | Inside Height | Outside Wide Pt. | Outside Height | Weight (lbs.) |
|--|--------|------------|---------------|---------------|------------------|----------------|---------------|
| | EFB-12 | 11.5" | 7" | 4.5" | 13.6" | 5" | 2.6 |
| EFB-16 | 15.25" | 9" | 6.5" | 18" | 7" | 5.5 | |
| EFB-20 | 19.75" | 10.5" | 8" | 23.3" | 8.5" | 8 | |
| EFB-28 | 26.5" | 13.75" | 9.75" | 31.3" | 10.25" | 13.5 | |
| EFB-32 | 31.75" | 16.25" | 11.5" | 37.5" | 12" | 24 | |
| EFB-36 | 35.5" | 20.5" | 14.25" | 41.9" | 15" | 32 | |
| EFB-48 | 45" | 26" | 17.5" | 53.1" | 18.25" | 42 | |


Standard Colors Include Matte, Gloss and Metallic Finishes
See attached list for upcharge costs on Premium Finishes (Gemstone, Faux and Burnished)

Price List Updated 10/1/10


Chicago Foliage Wholesale ASI Price List
(630) 510-8722 Fax (630) 510-9601
Email: info@ChicagoFoliage.com

| Tier 1 Round | Model | Outside Dia. | Outside Height | Outside Base | Inside Dia. | Inside Height | Grow Pot |
|---|----------|--------------|----------------|--------------|-------------|---------------|----------|
|  | T1R-0909 | 9.3" | 9.1" | 6.3" | 8.3" | 8.9" | 6" |
| | T1R-1212 | 11.5" | 11.3" | 7.8" | 10.5" | 11" | 8" |
| | T1R-1414 | 14.5" | 14.2" | 9.8" | 13" | 13.9" | 10" |
| | T1R-1616 | 16.5" | 16.2" | 11.3" | 15" | 15.9" | 12" |
| | T1R-1818 | 18.5" | 18.2" | 12.5" | 17.3" | 17.8" | 14" |
| | T1R-2222 | 22.5" | 22.1" | 15.3" | 21" | 21.7" | 17" |
| | T1R-2828 | 28" | 27.5" | 19" | 26.5" | 27" | 21" |
| | T1R-3838 | 38" | 37.3" | 25.8" | 36" | 36.8" | 30" |


Standard Colors Include Matte, Gloss and Metallic Finishes
 See attached list for upcharge costs on Premium Finishes (Gemstone, Faux and Burnished)

| Tier 1 Round Bowl | Model | Outside Dia. | Outside Height | Outside Base | Inside Dia. | Inside Height | Grow Pot |
|---|-----------|--------------|----------------|--------------|-------------|---------------|----------|
|  | T1RB-1206 | 12.8" | 6" | 5.5" | 9.8" | 5.8" | 6" |
| | T1RB-1608 | 16" | 8" | 7.5" | 13" | 7.7" | 6"x3 |
| | T1RB-2211 | 22" | 10.5" | 9.5" | 17" | 10.3" | 10" |
| | T1RB-3015 | 30" | 14.5" | 13" | 23" | 14.3" | 14" |


Standard Colors Include Matte, Gloss and Metallic Finishes
 See attached list for upcharge costs on Premium Finishes (Gemstone, Faux and Burnished)

| Tier 1 Square | Model | Outside Dia. | Outside Height | Outside Base | Inside Dia. | Inside Height | Grow Pot |
|--|----------|--------------|----------------|--------------|-------------|---------------|----------|
|  | T1S-0909 | 9.3" | 9.1" | 6.3" | 8.3" | 8.9" | 6" |
| | T1S-1212 | 11.5" | 11.3" | 7.8" | 10.5" | 11" | 8" |
| | T1S-1414 | 14.5" | 14.2" | 9.8" | 13" | 13.9" | 10" |
| | T1S-1616 | 16.5" | 16.2" | 11.3" | 15" | 15.9" | 12" |
| | T1S-1818 | 18.5" | 18.2" | 12.5" | 17.3" | 17.8" | 14" |
| | T1S-2222 | 22.5" | 22.1" | 15.3" | 21" | 21.7" | 17" |
| | T1S-2828 | 28" | 27.5" | 19" | 26.5" | 27" | 21" |
| | T1S-3838 | 38" | 37.3" | 25.8" | 36" | 36.8" | 30" |

Standard Colors Include Matte, Gloss and Metallic Finishes
 See attached list for upcharge costs on Premium Finishes (Gemstone, Faux and Burnished)

| Tier 1 Square Bowl | Model | Outside Dia. | Outside Height | Outside Base | Inside Dia. | Inside Height | Grow Pot |
|---|-----------|--------------|----------------|--------------|-------------|---------------|----------|
|  | T1SB-1206 | 12.8" | 6" | 5.5" | 9.8" | 5.8" | 6" |
| | T1SB-1608 | 16" | 8" | 7.5" | 13" | 7.7" | 6"x4 |
| | T1SB-2211 | 22" | 10.5" | 9.5" | 17" | 10.3" | 10" |
| | T1SB-3015 | 30" | 14.5" | 13" | 23" | 14.3" | 14" |


Standard Colors Include Matte, Gloss and Metallic Finishes
 See attached list for upcharge costs on Premium Finishes (Gemstone, Faux and Burnished)

| Tier 2 Round Planter + Stand | Model | Outside Dia. | Outside Height | Outside Base | Inside Dia. | Inside Height | Grow Pot |
|---|----------|--------------|----------------|--------------|-------------|---------------|----------|
|  | T2R-0918 | 9.3" | 18" | 9.5" | 8.3" | 8.9" | 6" |
| | T2R-1222 | 11.5" | 22" | 11.7" | 10.5" | 11" | 8" |
| | T2R-1428 | 14.5" | 28" | 14" | 13" | 13.9" | 10" |
| | T2R-1632 | 16.5" | 32" | 16.1" | 15" | 15.9" | 12" |
| | T2R-1836 | 18.5" | 36" | 18" | 17.3" | 17.8" | 14" |
| | T2R-2244 | 22.5" | 44" | 21.3" | 21" | 21.7" | 17" |


Standard Colors Include Matte, Gloss and Metallic Finishes
 See attached list for upcharge costs on Premium Finishes (Gemstone, Faux and Burnished)

Price List Updated 10/1/10


Chicago Foliage Wholesale ASI Price List
(630) 510-8722 Fax (630) 510-9601
Email: info@ChicagoFoliage.com

| Tier 2 Round Bowl Planter + Stand  | Model | Outside Dia. | Outside Height | Outside Base | Inside Dia. | Inside Height | Grow Pot |
|---|-----------|--------------|----------------|--------------|-------------|---------------|----------|
| | T2RB-1218 | 12.8" | 18" | 11.8" | 9.8" | 5.8" | 6" |
| | T2RB-1621 | 16" | 21" | 14" | 13" | 7.7" | 6"x3 |
| | T2RB-2224 | 22" | 24" | 18.8" | 17" | 10.3" | 10" |
| | T2RB-3036 | 30" | 36" | 25.7" | 23" | 14.3" | 14" |


Standard Colors Include Matte, Gloss and Metallic Finishes
See attached list for upcharge costs on Premium Finishes (Gemstone, Faux and Burnished)

| Tier 2 Square Planter + Stand  | Model | Outside Dia. | Outside Height | Outside Base | Inside Dia. | Inside Height | Grow Pot |
|---|----------|--------------|----------------|--------------|-------------|---------------|----------|
| | T2S-0918 | 9.3" | 9.1" | 6.3" | 8.3" | 8.9" | 6" |
| | T2S-1222 | 11.5" | 11.3" | 7.8" | 10.5" | 11" | 8" |
| | T2S-1428 | 14.5" | 14.2" | 9.8" | 13" | 13.9" | 10" |
| | T2S-1632 | 16.5" | 16.2" | 11.3" | 15" | 15.9" | 12" |
| | T2S-1836 | 18.5" | 18.2" | 12.5" | 17.3" | 17.8" | 14" |
| | T2S-2244 | 22.5" | 22.1" | 15.3" | 21" | 21.7" | 17" |


Standard Colors Include Matte, Gloss and Metallic Finishes
See attached list for upcharge costs on Premium Finishes (Gemstone, Faux and Burnished)

| Tier 2 Square Bowl Planter + Stand  | Model | Outside Dia. | Outside Height | Outside Base | Inside Dia. | Inside Height | Grow Pot |
|--|-----------|--------------|----------------|--------------|-------------|---------------|----------|
| | T2SB-1218 | 12.8" | 18" | 11.8" | 9.8" | 5.8" | 6" |
| | T2SB-1621 | 16" | 21" | 14" | 13" | 7.7" | 6"x4 |
| | T2SB-2224 | 22" | 24" | 18.8" | 17" | 10.3" | 10" |
| | T2SB-3036 | 30" | 36" | 25.7" | 23" | 14.3" | 14" |

Standard Colors Include Matte, Gloss and Metallic Finishes
See attached list for upcharge costs on Premium Finishes (Gemstone, Faux and Burnished)

| Tier 3 Round Bowl Planter + Stand  | Model | Outside Dia. | Outside Height | Outside Base | Inside Dia. | Inside Height | Grow Pot |
|---|-----------|--------------|----------------|--------------|-------------|---------------|----------|
| | T3RB-1227 | 12.8" | 27" | 11.8" | 9.8" | 5.8" | 6" |
| | T3RB-1635 | 16" | 21" | 14" | 13" | 7.7" | 6"x3 |
| | T3RB-2238 | 22" | 38" | 18.8" | 17" | 10.3" | 10" |
| | T3RB-3054 | 30" | 54" | 25.7" | 23" | 14.3" | 14" |

Standard Colors Include Matte, Gloss and Metallic Finishes
See attached list for upcharge costs on Premium Finishes (Gemstone, Faux and Burnished)

| Tier 3 Square Bowl Planter + Stand  | Model | Outside Dia. | Outside Height | Outside Base | Inside Dia. | Inside Height | Grow Pot |
|--|-----------|--------------|----------------|--------------|-------------|---------------|----------|
| | T3SB-1227 | 12.8" | 27" | 11.8" | 9.8" | 5.8" | 6" |
| | T3SB-1635 | 16" | 35" | 14" | 13" | 7.7" | 6"x4 |
| | T3SB-2238 | 22" | 38" | 18.8" | 17" | 10.3" | 10" |
| | T3SB-3054 | 30" | 54" | 25.7" | 23" | 14.3" | 14" |


Standard Colors Include Matte, Gloss and Metallic Finishes
See attached list for upcharge costs on Premium Finishes (Gemstone, Faux and Burnished)

Price List Updated 10/1/10


Chicago Foliage Wholesale ASI Price List
(630) 510-8722 Fax (630) 510-9601
Email: info@ChicagoFoliage.com

| Ironclad Squares - Transitional | Model | Pricing | Outside L/W | Outside Height | Inside L/W | Inside Height | Grow Pot |
|---|--------------|---------|-------------|----------------|------------|---------------|------------|
|  | ICSQ-0606TRS | 12.75 | 6" | 6" | 5" | 5" | 4" |
| | ICSQ-1616TRS | 107.00 | 16" | 16" | 14.5" | 15.5" | 14" |
| | ICSQ-2424TRS | 245.00 | 24" | 24" | 22" | 23.5" | 17" or 21" |
| | ICSQ-3232TRS | 472.00 | 32" | 32" | 29.5" | 31.5" | 24" or 28" |
| | ICSQ-4040TRS | 670.00 | 40" | 40" | 37" | 39.5" | 30" or 36" |


Colors and Finishes: Cast Bronze or Cast Iron

| Ironclad Tall Squares - Transitional | Model | Pricing | Outside L/W | Outside Height | Inside L/W | Inside Height | Grow Pot |
|---|---------------|---------|-------------|----------------|------------|---------------|----------|
|  | ICTSQ-1632TRS | 192.00 | 16" | 32" | 14.5" | 15.5" | 14" |
| | | | | | | | |


Colors and Finishes: Cast Bronze or Cast Iron

| Ironclad Rectangles - Transitional | Model | Pricing | Outside L/W | Outside Height | Inside L/W | Inside Height | Grow Pot |
|---|----------------|---------|-------------|----------------|-------------|---------------|-------------------|
|  | ICRT-361228TRS | 333.00 | 36"/12" | 28" | 34.5"/10.5" | 7" or 12" | 10" x 3 or 6" x 5 |
| | ICRT-481236TRS | 448.00 | 48"/12" | 36" | 46.5"/10.5" | 7" or 12" | 10" x 3 or 6" x 5 |
| | ICRT-361818TRS | 229.00 | 36"/18" | 18" | 33.5"/15.5" | 17.5" | 14" x 2 |
| | ICRT-481818TRS | 357.00 | 48"/18" | 18" | 45"/15" | 17.5" | 14" x 3 |
| | ICRT-601818TRS | 400.00 | 60"/18" | 18" | 57"/15" | 17.5" | 14" x 4 |


Colors and Finishes: Cast Bronze or Cast Iron

| Ironclad Squares - Traditional | Model | Pricing | Outside L/W | Outside Height | Inside L/W | Inside Height | Grow Pot |
|---|------------|---------|-------------|----------------|------------|---------------|------------|
|  | ICSQ-0606T | 12.75 | | | | | |
| | ICSQ-1616T | 107.00 | 16" | 16" | 14.5" | 15.5" | 14" |
| | ICSQ-2424T | 245.00 | 24" | 24" | 22" | 23.5" | 17" or 21" |
| | ICSQ-3232T | 472.00 | 32" | 32" | 29.5" | 31.5" | 24" or 28" |
| | ICSQ-4040T | 670.00 | 40" | 40" | 37" | 39.5" | 30" or 36" |

Colors and Finishes: Cast Bronze or Cast Iron

| Ironclad Tall Squares - Traditional | Model | Pricing | Outside L/W | Outside Height | Inside L/W | Inside Height | Grow Pot |
|---|---------------|---------|-------------|----------------|------------|---------------|----------|
|  | ICTSQ-1632TRS | 192.00 | 16" | 32" | 14.5" | 15.5" | 14" |
| | | | | | | | |


Colors and Finishes: Cast Bronze or Cast Iron

| Ironclad Rectangles - Traditional | Model | Pricing | Outside L/W | Outside Height | Inside L/W | Inside Height | Grow Pot |
|---|--------------|---------|-------------|----------------|-------------|---------------|-------------------|
|  | ICRT-361228T | 333.00 | 36"/12" | 28" | 34.5"/10.5" | 7" or 12" | 10" x 3 or 6" x 5 |
| | ICRT-481236T | 448.00 | 48"/12" | 36" | 46.5"/10.5" | 7" or 12" | 10" x 3 or 6" x 5 |
| | ICRT-361818T | 229.00 | 36"/18" | 18" | 33.5"/15.5" | 17.5" | 14" x 2 |
| | ICRT-481818T | 357.00 | 48"/18" | 18" | 45"/15" | 17.5" | 14" x 3 |
| | ICRT-601818T | 400.00 | 60"/18" | 18" | 57"/15" | 17.5" | 14" x 4 |

Colors and Finishes: Cast Bronze or Cast Iron

Price List Updated 10/1/10


Chicago Foliage Wholesale ASI Price List
(630) 510-8722 Fax (630) 510-9601
Email: info@ChicagoFoliage.com

| Symmetry Squares  | Model | Inside Top | Inside Height | Outside Top/Bottom | Outside Middle | Outside Height | Grow Pot |
|---|---------|------------|---------------|--------------------|----------------|----------------|----------|
| | SY-0505 | 4.5" | 4.8" | 5.5" | 4.5" | 5" | 4" |
| | SY-0807 | 6.9" | 6.9" | 8" | 6.6" | 7.1" | 6" |
| | SY-1312 | 11.5" | 11.3" | 13" | 10.8" | 11.5" | 10" |
| | SY-1816 | 16" | 15.7" | 18" | 15" | 16" | 14" |
| | SY-2119 | 19" | 18.7" | 21" | 17.5" | 19" | 17" |

Standard Colors Include Matte, Gloss and Metallic Finishes
 See attached list for upcharge costs on Premium Finishes (Gemstone, Faux and Burnished)

| Symmetry Tall Squares  | Model | Inside Top | Shelf Height | Outside Top | Outside Middle | Outside Height | Grow Pot |
|--|----------|------------|--------------|-------------|----------------|----------------|----------|
| | SYT-0510 | 4.5" | 5" | 5.5" | 4" | 10" | 4" |
| | SYT-0814 | 6.9" | 7" | 8" | 5.75" | 14" | 6" |
| | SYT-1324 | 11.5" | 12" | 13" | 9.35" | 24" | 10" |
| | SYT-1832 | 16" | 16" | 18" | 13" | 32" | 14" |
| | SYT-2138 | 19" | 19" | 21" | 15" | 38" | 17" |

Standard Colors Include Matte, Gloss and Metallic Finishes
 See attached list for upcharge costs on Premium Finishes (Gemstone, Faux and Burnished)

| Symmetry Extra Tall Square  | Model | Inside Top | Shelf Height | Outside Top | Outside Middle | Outside Height | Grow Pot |
|---|-----------|------------|--------------|-------------|----------------|----------------|----------|
| | SYTT-0515 | 4.5" | 5" | 5.5" | 3.6" | 15" | 4" |
| | SYTT-0821 | 6.9" | 7" | 8" | 5.35" | 21" | 6" |
| | SYTT-1336 | 11.5" | 12" | 13" | 8.7" | 36" | 10" |
| | SYTT-1848 | 16" | 16" | 18" | 12" | 48" | 14" |
| | SYTT-2157 | 19" | 19" | 21" | 14" | 57" | 17" |

Standard Colors Include Matte, Gloss and Metallic Finishes
 See attached list for upcharge costs on Premium Finishes (Gemstone, Faux and Burnished)

| Symmetry Cylinders  | Model | Inside Top | Inside Height | Outside Top/Bottom | Outside Middle | Outside Height | Grow Pot |
|---|----------|------------|---------------|--------------------|----------------|----------------|----------|
| | CSY-0505 | 4.5" | 4.8" | 5.5" | 4.5" | 5" | 4" |
| | CSY-0807 | 6.9" | 6.9" | 8" | 6.6" | 7.1" | 6" |
| | CSY-1312 | 11.5" | 11.3" | 13" | 10.8" | 11.5" | 10" |
| | CSY-1816 | 16" | 15.7" | 18" | 15" | 16" | 14" |
| | CSY-2119 | 19" | 18.7" | 21" | 17.5" | 19" | 17" |

Standard Colors Include Matte, Gloss and Metallic Finishes
 See attached list for upcharge costs on Premium Finishes (Gemstone, Faux and Burnished)

| Symmetry Tall Cylinders  | Model | Inside Top | Shelf Height | Outside Top | Outside Base | Outside Height | Grow Pot |
|--|-----------|------------|--------------|-------------|--------------|----------------|----------|
| | CSYT-0510 | 4.5" | 5" | 5.5" | 4" | 10" | 4" |
| | CSYT-0814 | 6.9" | 7" | 8" | 5.75" | 14" | 6" |
| | CSYT-1324 | 11.5" | 12" | 13" | 9.35" | 24" | 10" |
| | CSYT-1832 | 16" | 16" | 18" | 13" | 32" | 14" |
| | CSYT-2138 | 19" | 19" | 21" | 15" | 38" | 17" |


Standard Colors Include Matte, Gloss and Metallic Finishes
 See attached list for upcharge costs on Premium Finishes (Gemstone, Faux and Burnished)

| Symmetry Extra Tall Cylinders  | Model | Inside Top | Shelf Height | Outside Top | Outside Base | Outside Height | Grow Pot |
|--|------------|------------|--------------|-------------|--------------|----------------|----------|
| | CSYTT-0515 | 4.5" | 5" | 5.5" | 3.6" | 15" | 4" |
| | CSYTT-0821 | 6.9" | 7" | 8" | 5.35" | 21" | 6" |
| | CSYTT-1336 | 11.5" | 12" | 13" | 8.7" | 36" | 10" |
| | CSYTT-1848 | 16" | 16" | 18" | 12" | 48" | 14" |
| | CSYTT-2157 | 19" | 19" | 21" | 14" | 57" | 17" |


Standard Colors Include Matte, Gloss and Metallic Finishes
 See attached list for upcharge costs on Premium Finishes (Gemstone, Faux and Burnished)

Price List Updated 10/1/10

**Chicago Foliage Wholesale ASI Price List
(630) 510-8722 Fax (630) 510-9601
Email: info@ChicagoFoliage.com**

|  | Model | Outside Wide Pt | Outside Base | Outside Height | Inside Top | Inside Height | Grow Pot |
|---|---------|-----------------|--------------|----------------|------------|---------------|----------|
| | DU-1310 | 13.3" | 6" | 10.3" | 8" | 10" | 6" |
| | DU-1713 | 16.7" | 7.5" | 12.8" | 10" | 12.6" | 8" |
| | DU-2015 | 20" | 9" | 15.4" | 12" | 15.1" | 10" |
| | DU-2721 | 26.7" | 12" | 20.5" | 16" | 20.3" | 14" |
| | DU-3326 | 33.3" | 15" | 25.6" | 20" | 25.4" | 17" |
| | DU-5240 | 51.7" | 23.3" | 39.7" | 31" | 39.5" | 30" |


Standard Colors Include Matte, Gloss and Metallic Finishes
See attached list for upcharge costs on Premium Finishes (Gemstone, Faux and Burnished)

|  | Model | Outside Wide Pt | Outside Base | Outside Height | Inside Top | Inside Height | Grow Pot |
|---|----------|-----------------|--------------|----------------|------------|---------------|----------|
| | TDU-2030 | 20" | 10.5" | 30" | 12" | 12" | 10" |
| | TDU-2740 | 26.7" | 14" | 40" | 16" | 16" | 14" |


Standard Colors Include Matte, Gloss and Metallic Finishes
See attached list for upcharge costs on Premium Finishes (Gemstone, Faux and Burnished)

|  | Model | Outside Dia. | Outside Base | Outside Height | Inside Top | Inside Base | Inside Height | Grow Pot |
|---|-----------|--------------|--------------|----------------|------------|-------------|---------------|----------|
| | SPH-1512P | 14.9" | 8.3" | 12.3" | 7.8" | 7" | 7.8" | 6" |
| | SPH-1916P | 18.8" | 10.4" | 15.6" | 9.8" | 8.8" | 9.8" | 8" |
| | SPH-2319P | 22.6" | 12.5" | 18.8" | 11.8" | 10.6" | 11.8" | 10" |
| | SPH-3126P | 30.8" | 17" | 25.6" | 16" | 14.4" | 16" | 14" |
| | SPH-3832P | 38" | 21" | 31.7" | 19.8" | 17.8" | 19.8" | 17" |

Standard Colors Include Matte, Gloss and Metallic Finishes
See attached list for upcharge costs on Premium Finishes (Gemstone, Faux and Burnished)

|  | Model | Outside Dia. | Outside Base | Outside Height |
|---|-----------|--------------|--------------|----------------|
| | SPH-1514S | 14.9" | 8.3" | 13.2" |
| | SPH-1917S | 18.8" | 10.4" | 17.3" |
| | SPH-2321S | 22.6" | 12.5" | 20.7" |
| | SPH-3128S | 30.8" | 17" | 28.3" |
| | SPH-3835S | 38" | 21" | 35" |

Standard Colors Include Matte, Gloss and Metallic Finishes
See attached list for upcharge costs on Premium Finishes (Gemstone, Faux and Burnished)

|  | Model | Outside Top | Inside Top | Total Height | Shelf Depth | Grow Pot |
|---|----------|-------------|------------|--------------|-------------|------------------|
| | ICE-1127 | 11.25" | 9.5" | 27" | 7" | 6" |
| | ICE-1435 | 14" | 12" | 35" | 9.5" | 6" x 4 |
| | ICE-1938 | 19" | 17" | 37.5" | 11.5 " | 10" x 1 + 6" x 4 |


Standard Colors Include Matte, Gloss and Metallic Finishes
See attached list for upcharge costs on Premium Finishes (Gemstone, Faux and Burnished)

|  | Model | Outside Bottom | Height | Inside Height | Outside Top/Bottom | Outside Middle | Outside Height | Grow Pot |
|---|-----------|----------------|--------|---------------|--------------------|----------------|----------------|----------|
| | ICE-1120S | 11.25" | 19.7" | 4.8" | 5.5" | 4.5" | 5" | 4" |
| | ICE-1424S | 14" | 24.5" | 6.9" | 8" | 6.6" | 7.1" | 6" |
| | ICE-1933S | 19" | 33.25" | 11.3" | 13" | 10.8" | 11.5" | 10" |


Standard Colors Include Matte, Gloss and Metallic Finishes
See attached list for upcharge costs on Premium Finishes (Gemstone, Faux and Burnished)

Price List Updated 10/1/10

**Chicago Foliage Wholesale ASI Price List
 (630) 510-8722 Fax (630) 510-9601
 Email: info@ChicagoFoliage.com**

| Round Saucers | Model | Inside Top | Outside Top | Outside Bottom | Outside Height |
|---|-------|------------|-------------|----------------|----------------|
|  | S-6 | 6.1 | 6.9 | 7.4 | 1.2 |
| | S-7 | 7.0 | 7.8 | 8.4 | 1.3 |
| | S-9 | 8.6 | 9.4 | 10 | 1.4 |
| | S-11 | 10.5 | 11.3 | 11.9 | 1.4 |
| | S-13 | 12.6 | 13.4 | 14.1 | 1.6 |
| | S-14 | 14.3 | 15.3 | 16.1 | 1.9 |
| | S-16 | 15.8 | 16.8 | 17.6 | 1.9 |
| | S-17 | 17.0 | 18 | 18.9 | 1.9 |
| | S-20 | 19.5 | 20.5 | 21.4 | 1.9 |
| | S-22 | 21.5 | 22.5 | 23.4 | 1.9 |
| | S-24 | 24.0 | 25 | 25.9 | 1.9 |
| | S-27 | 27.0 | 28 | 28.9 | 1.9 |
| | S-34 | 34.5 | 35.5 | 36.6 | 2.3 |


Add 10% for optional floor protectors


| Square Saucers | Model | Inside Top | Outside Top | Outside Bottom | Outside Height |
|---|--------|------------|-------------|----------------|----------------|
|  | SSQ-6 | 6.0 | 6.8 | 7.4 | 1.2 |
| | SSQ-8 | 8.0 | 8.8 | 8.4 | 1.3 |
| | SSQ-10 | 10.0 | 10.8 | 10 | 1.4 |
| | SSQ-12 | 11.5 | 11.3 | 11.9 | 1.4 |
| | SSQ-14 | 13.5 | 13.4 | 14.1 | 1.6 |
| | SSQ-16 | 16.3 | 15.3 | 16.1 | 1.9 |
| | SSQ-19 | 18.7 | 16.8 | 17.6 | 1.9 |
| | SSQ-23 | 22.8 | 18 | 18.9 | 1.9 |
| | SSQ-25 | 25.0 | 20.5 | 21.4 | 1.9 |
| | SSQ-27 | 27.0 | 22.5 | 23.4 | 1.9 |
| | SSQ-31 | 30.6 | 25 | 25.9 | 1.9 |
| | SSQ-34 | 33.5 | 28 | 28.9 | 1.9 |
| | SSQ-37 | 37.0 | 35.5 | 36.6 | 2.3 |
| SSQ-42 | 41.5 | 42.5 | 43.7 | 2.3 | |

Add 10% for optional floor protectors

Price List Updated 10/1/10

**Chicago Foliage Wholesale ASI Price List
(630) 510-8722 Fax (630) 510-9601
Email: info@ChicagoFoliage.com**

| Rectangular Saucers | Model | Inside Top L/W | Outside Top L/W | Outside Bottom L/W | Outside Height |
|---|----------|----------------|-----------------|--------------------|----------------|
|  | SRT-1708 | 17.5/8.1 | 18.3/8.9 | 18.9/9.5 | 1.4 |
| | SRT-2309 | 22.9/8.6 | 23.9/9.6 | 24.7/10.4 | 1.6 |
| | SRT-3113 | 30.8/13.0 | 31.8/14.0 | 32.7/14.8 | 2.0 |
| | SRT-3413 | 33.8/12.9 | 34.8/13.9 | 35.7/14.8 | 2.0 |
| | SRT-3714 | 36.5/14.0 | 37.5/15.0 | 38.7/16.3 | 2.0 |
| | SRT-3719 | 36.8/18.8 | 37.8/19.8 | 38.7/20.7 | 2.0 |
| | SRT-4913 | 49.1/13.0 | 50.1/14.0 | 51.1/15.0 | 2.25 |
| | SRT-4917 | 48.8/17.3 | 49.8/18.3 | 50.9/19.4 | 2.3 |
| | SRT-4919 | 49.2/19.1 | 50.2/20.1 | 51.2/21.1 | 2.3 |
| | SRT-4925 | 48.5/24.5 | 49.5/25.5 | 50.5/26.5 | 2.3 |
| | SRT-6119 | 61.1/19.1 | 62.1/20.1 | 63.3/21.3 | 2.5 |
| Add 10% for optional floor protectors | | | | | |

| ASI Deep Liners | Model | Outside Top | Outside Height | Outside Base |
|--|---------|-------------|----------------|--------------|
|  | LN-0806 | 7.90 | 5.50 | 5.50 |
| | LN-1108 | 11.00 | 7.90 | 7.90 |
| | LN-1310 | 13.40 | 9.80 | 9.10 |
| | LN-1611 | 15.80 | 11.00 | 11.00 |
| | LN-1813 | 18.50 | 12.60 | 12.20 |
| | LN-2216 | 21.70 | 15.80 | 15.00 |

| Castor Platform | Model | Length | Width | Height | Fits Models |
|-----------------|------------|--------|-------|--------|------------------------|
| | CPL-331103 | 32.70 | 10.80 | 3.10 | ETHW-361415 and 361424 |
| | CPL-451393 | 44.60 | 13.20 | 3.10 | ETHW-481616 and 481624 |
| | CPL-452104 | 44.50 | 20.70 | 4.10 | ETHW-482424 |
| | CPL-151503 | 14.60 | 14.60 | 3.10 | ETHC-181818 |
| | CPL-212103 | 20.60 | 20.60 | 3.10 | ETHC-242424 |
| | CPL-272703 | 26.60 | 26.60 | 3.10 | ETHC-303030 |
| | CPL-333304 | 32.50 | 32.50 | 4.10 | ETHC-363636 |

Price List Updated 10/1/10

Chicago Foliage Wholesale ASI Price List
(630) 510-8722 Fax (630) 510-9601
Email: info@ChicagoFoliage.com

Round Saucers

| <u>European Cylinders</u> | Saucer Model # | <u>Oriental</u> | Saucer Model # | <u>Earth Bowls</u> | Saucer Model # |
|---------------------------------------|---------------------------|---------------------------------|---------------------------|--|---------------------------|
| EU-05 | NA | OSW-08 | S-6 | EBL-1406 | S-11 |
| EU-07 | S-6 | OSW-10 | S-9 | EBL-1808 | S-13 |
| EU-08 | S-7 | OSW-12 | S-11 | EBL-2410 | S-16 |
| EU-10 | S-9 | OSW-14 | S-13 | EBL-3012 | S-20 |
| EU-12 | S-11 | OSW-16 | S-13 | EBL-3615 | S-24 |
| EU-14 | S-13 | OSW-20 | S-16 | LEBL-3006 | S-22 |
| EU-16 | S-14 | OSW-25 | S-20 | LEBL-3608 | S-34 |
| EU-20 | S-17 | OSW-32 | S-24 | <u>Symmetry Tall Cylinders</u> | |
| EU-26 | S-22 | <u>Flower Bowl</u> | | CSYT-0510 | S-6 |
| EU-34 | S-27 | EFB-12 | S-9 | CSYT-0814 | S-9 |
| EU-42 | S-34 | EFB-16 | S-11 | CSYT-1324 | S-14 |
| <u>European Tall Cylinders</u> | | EFB-20 | S-14 | CSYT-1832 | S-20 |
| EUTC-1326 | S-11 | EFB-28 | S-17 | CSYT-2138 | S-22 |
| EUTC-1530 | S-13 | EFB-32 | S-20 | <u>Symmetry Extra Tall Cyl.</u> | |
| EUTC-1836 | S-14 | EFB-36 | S-24 | CSYTT-0515 | S-6 |
| EUTC-2142 | S-16 | EFB-48 | S-34 | CSYTT-0821 | S-9 |
| <u>European Tall Curves</u> | | <u>Tapered Cylinders</u> | | CSYTT-1336 | S-14 |
| ETCR-1224 | S-9 | TC-0908 | S-7 | CSYTT-1848 | S-20 |
| ETCR-1732 | S-13 | TC-1312 | S-11 | CSYTT-2157 | S-22 |
| ETCR-2141 | S-14 | TC-1816 | S-14 | <u>Italian Round</u> | |
| <u>Tier Round</u> | | TC-2220 | S-17 | ISW-08 | S-9 |
| T1R-0909 | S-7 | TC-2523 | S-20 | ISW-10 | S-11 |
| T1R-1212 | S-9 | TC-3026 | S-24 | ISW-14 | S-13 |
| T1R-1414 | S-11 | TC-3630 | S-27 | ISW-16 | S-16 |
| T1R-1616 | S-13 | <u>Desert Urns</u> | | ISW-20 | S-20 |
| T1R-1818 | S-14 | DU-1310 | S-7 | ISW-26 | S-27 |
| T1R-2222 | S-16 | DU-1713 | S-9 | ISW-30 | S-34 |
| T1R-2828 | S-20 | DU-2015 | S-11 | ISW-36 | S-34 |
| T1R-3838 | S-27 | DU-2721 | S-13 | | |
| <u>Tier Round Bowl</u> | | DU-3326 | S-17 | | |
| T1RB-1206 | S-6 | DU-5240 | S-27 | | |
| T1RB-1608 | S-9 | TDU-2030 | S-13 | | |
| T1RB-2211 | S-11 | TDU-2740 | S-14 | | |
| T1RB-3015 | S-14 | <u>Earth Spheres</u> | | | |
| <u>Optimum One Cylinders</u> | | SPH-1512P | S-11 | | |
| O1C-0807 | S-6 | SPH-1916P | S-13 | | |
| O1C-1311 | S-11 | SPH-2319P | S-14 | | |
| O1C-1815 | S-13 | SPH-3126P | S-22 | | |
| O1C-2118 | S-16 | SPH-3832P | S-24 | | |
| <u>Phoenix</u> | | | | | |
| PHC-0807 | S-6 | | | | |
| PHC-1311 | S-11 | | | | |
| PHC-1815 | S-13 | | | | |
| PHC-2118 | S-16 | | | | |

Price List Updated 10/1/10

Chicago Foliage Wholesale ASI Price List
(630) 510-8722 Fax (630) 510-9601
Email: info@ChicagoFoliage.com

SQUARE SAUCERS

| <u>European Squares</u> | Saucer Model # |
|--|---------------------------|
| EUSQ-07 | SSQ-6 |
| EUSQ-09 | SSQ-8 |
| EUSQ-12 | SSQ-10 |
| EUSQ-15 | SSQ-14 |
| EUSQ-18 | SSQ-16 |
| EUSQ-20 | SSQ-19 |
| EUSQ-25 | SSQ-23 |
| EUSQ-32 | SSQ-27 |
| <u>European Tall Squares</u> | |
| EUTS-0508 | NA |
| EUTS-0714 | SSQ-6 |
| EUTS-1326 | SSQ-10 |
| EUTS-1530 | SSQ-12 |
| EUTS-1836 | SSQ-14 |
| EUTS-2142 | SSQ-16 |
| <u>Optimum One Squares</u> | |
| O1SQ-0807 | SSQ-6 |
| O1SQ-1311 | SSQ-10 |
| O1SQ-1815 | SSQ-14 |
| O1SQ-2118 | SSQ-16 |
| <u>Optimum One Tall Squares</u> | |
| OTS-0813 | SSQ-6 |
| OTS-1322 | SSQ-10 |
| OTS-1830 | SSQ-12 |
| OTS-2136 | SSQ-14 |
| <u>Tier Square</u> | |
| T1S-0909 | SSQ-8 |
| T1S-1212 | SSQ-10 |
| T1S-1414 | SSQ-12 |
| T1S-1616 | SSQ-12 |
| T1S-1818 | SSQ-14 |
| T1S-2222 | SSQ-16 |
| T1S-2828 | SSQ-23 |
| T1S-3838 | SSQ-27 |
| <u>Tier Square Bowls</u> | |
| T1SB-1206 | SSQ-6 |
| T1SB-1608 | SSQ-8 |
| T1SB-2211 | SSQ-10 |
| T1SB-3015 | SSQ-14 |
| <u>Earth Cubes</u> | |
| ETHC-181818 | SSQ-19 |
| ETHC-242424 | SSQ-25 |
| ETHC-303030 | SSQ-31 |
| ETHC-363636 | SSQ-37 |

Ironclad Squares

ICSQ-1616
ICSQ-2424
ICSQ-3232
ICSQ-4040

Ironclad Tall Squares

ICTSQ-1632

Symmetry Squares

SY-0505
SY-0807
SY-1312
SY-1816
SY-2119

Symmetry Tall Squares

SYT-0510
SYT-0814
SYT-1324
SYT-1832
SYT-2138

Symmetry Extra Tall Squares

SYTT-0515
SYTT-0821
SYTT-1336
SYTT-1848
SYTT-2157

Italian Squares

ISSW-07
ISSW-17
ISSW-22

Athena

ATH-0506
ATH-0809
ATH-1415
ATH-1920
ATH-2425
ATH-0715
ATH-1326
ATH-1736
ATH-2246

Saucer

Model #

SSQ-19
SSQ-25
SSQ-34
SSQ-42

SSQ-19

SSQ-6
SSQ-10
SSQ-14
SSQ-19
SSQ-23

SSQ-6
SSQ-10
SSQ-14
SSQ-19
SSQ-23

SSQ-6
SSQ-10
SSQ-14
SSQ-19
SSQ-23

SSQ-08
SSQ-19
SSQ-25


NA
SSQ-06
SSQ-10
SSQ-14
SSQ-19
NA
SSQ-10
SSQ-12
SSQ-16

RECTANGLE SAUCERS


| <u>European Rectangles</u> | Saucer Model # |
|-----------------------------------|---------------------------|
| EURT-1607 | SRT-1708 |
| EURT-2207 | SRT-2309 |
| EURT-3012 | SRT-3113 |
| EURT-3412 | SRT-3413 |
| <u>Earth Walls</u> | |
| ETHW-361416 | SRT-3714 |
| ETHW-361424 | SRT-3714 |
| ETHW-481616 | SRT-4917 |
| ETHW-481624 | SRT-4917 |
| ETHW-482424 | SRT-4925 |
| <u>Ironclad Rectangles</u> | |
| ICRT-361228 | SRT-3714 |
| ICRT-481236 | SRT-4913 |
| ICRT-361818 | SRT-3719 |
| ICRT-481818 | SRT-4919 |
| ICRT-601818 | SRT-6119 |
| <u>Optimum Rectangles</u> | |
| O1RT-220807 | NA |
| O1RT-300807 | NA |
| O1RT-321218 | NA |
| <u>Italian Rectangles</u> | |
| IRSW-24 | NA |
| IRSW-33 | SRT-3719 |
| IRSW-40 | SRT-4925 |

Price List Updated 10/1/10

**Chicago Foliage Wholesale ASI Price List
(630) 510-8722 Fax (630) 510-9601
Email: info@ChicagoFoliage.com**

| Tall Metal Stands | Model | Fits Model | Outside Top | Outside Wide Pt. | Outside Height | Total Height w/Euro Planter | Total Height w/Metal Planter | Planter Height |
|-------------------|---|----------------------|----------------------|------------------|----------------|-----------------------------|------------------------------|----------------|
| |  | MS-13SQ | EUTS-1326, AETS-1324 | 13.0" | 13.0" | 21.0" | 30.0" | 28.0" |
| MS-15SQ | | EUTS-1530, AETS-1527 | 14.0" | 14.0" | 25.0" | 35.0" | 32.0" | 5" |
| MS-18SQ | | EUTS-1836, AETS-1830 | 17.0" | 17.0" | 30.0" | 42.0" | 36.0" | 6" |
| MS-13R | | EUTC-1326 | 13.0" | 13.0" | 21.0" | 30.0" | NA | 4" |
| MS-15R | | EUTC-1530 | 14.0" | 14.0" | 25.0" | 35.0" | NA | 5" |
| MS-16R | | EFB-16 | 16.0" | 16.0" | 16.0" | NA | NA | NA |
| MS-18R | | EUTC-1836 | 17.0" | 17.0" | 30.0" | 42" | NA | 6" |
| MS-19R | | EFB-20 | 19.0" | 19.0" | 19.0" | NA | NA | NA |

Colors: Black
See attached list for upcharge costs on Premium Finishes (Gemstone, Faux and Burnished)

| Low Metal Stands | Model | Fits Model | Outside Top | Outside Base | Outside Height | Total Height w/Euro Planter | Total Height w/Metal Planter | Planter Height |
|------------------|---|---------------------|----------------|--------------|----------------|-----------------------------|------------------------------|----------------|
| |  | LMS-EUSQ15 | EUSQ15, AESQ18 | 15.0" | 17.5" | 6.5" | 20.0" | 21.0" |
| LMS-EUSQ18 | | EUSQ18, AESQ22 | 18.0" | 21.0" | 8.25" | 25.0" | 25.0" | 5" |
| LMS-EUSQ20 | | EUSQ20 | 20.0" | 24.0" | 10.0" | 29.0" | NA | 6" |
| LMS-EU05 | | AEU05 | 4.1" | 5".0 | 1.7" | NA | 5.4" | 1" |
| LMS-EU07 | | EU07, AEU07, OSW-08 | 6.5" | 7.7" | 2.8" | 8.9" | 8.9" | 1.7" |
| LMS-EU08 | | EU08, AEU09 | 8.5" | 10.0" | 3.5" | 10.5" | 10.5" | 2" |
| LMS-EU10 | | EU10, AEU11 | 10.0" | 12.0" | 4.25" | 13.0" | 13.0" | 2.5" |
| LMS-EU12 | | EU12, AEU14, OSW-12 | 12.0" | 14.0" | 5.0" | 17.0" | 17.0" | 3" |
| LMS-EU14 | | EU14, AEU16 | 14.0" | 17.0" | 5.75" | 18.5" | 18.5" | 3.5" |
| LMS-EU16 | | EU16, AEU18, OSW-16 | 16.0" | 19.0" | 6.5" | 21.5" | 21.5" | 4" |
| LMS-EU20 | | EU20, AEU22, OSW-20 | 19.5" | 22.5" | 8.2" | 26.5" | 26.5" | 5" |
| LMS-EU26 | | EU26 | 24.0" | 28.0" | 10.0" | 33.0" | - | 6" |
| LMS-EURT1607 | | EURT1607 | 19.5"/10 | 18"/18.5" | 4.5" | 10.0" | 10.0" | 2.5" |
| LMS-EURT2207 | | EURT2207 | 24"/10.5" | 26"/11.5" | 4.5" | 11.0" | 11.0" | 2.5" |
| LMS-EURT3012 | | EURT3012 | 32.75"/15 | 34"/16.25" | 6.25" | 15.5" | 15.5" | 3" |
| LMS-EURT3412 | | EURT3412 | 36.75"/15.5" | 39"/7.5" | 8.25" | 20.5" | 20.5" | 4" |
| HZR16 | | EUSQ-15 | NA | NA | NA | NA | NA | NA |
| HZR19 | | EUSQ-18 | NA | NA | NA | NA | NA | NA |
| HZT18 | | EURT-1607 | NA | NA | NA | NA | NA | NA |
| HZT25 | | EURT-2207 | NA | NA | NA | NA | NA | NA |
| HZT34 | EURT-3012 | NA | NA | NA | NA | NA | NA | |
| HZT38 | EURT-3412 | NA | NA | NA | NA | NA | NA | |

Colors: Black
See attached list for upcharge costs on Premium Finishes (Gemstone, Faux and Burnished)

Price List Updated 10/1/10

Architectural Supplements Colors and Finishes

| <u>Standard Colors</u> | | Premium Finishes | |
|------------------------|-------------|---------------------------|-------------|
| | <u>Code</u> | <u>Faux Finishes*</u> | <u>Code</u> |
| Gloss Black | 02 | Copper Canyon | 43 |
| Burgundy | 03 | Sandstone | 49 |
| Jade | 04 | Sea Bluff | 55 |
| Pearl | 08 | Heather | 59 |
| Grey | 09 | Caribbean | 73 |
| Eggplant | 10 | Southwest Sandstone | 74 |
| Scarlet | 11 | Ivory Coast Sandstone | 75 |
| Charcoal | 13 | | |
| Cobalt | 14 | <u>Gemstone Finishes*</u> | <u>Code</u> |
| Buff | 17 | Dark Sapphire | 80 |
| Matte White | 18 | Sapphire | 81 |
| Matte Black | 19 | Aquamarine | 82 |
| Khaki | 22 | Emerald | 83 |
| Wheat | 26 | Beryl | 84 |
| Espresso | 31 | Blue Diamond | 85 |
| Gold Dust | 33 | Garnet | 86 |
| Silver | 34 | Amethyst | 87 |
| Gunmetal | 37 | Ametrine | 88 |
| Golden Bronze | 39 | Amber | 89 |
| Bronze | 40 | Golden Quartz | 90 |
| Copper | 67 | Sunrise | 92 |
| Orange | 70 | Water Planet | 93 |
| Yellow | 71 | Red Clay | 94 |
| Lime Green | 76 | | |
| Island Blue | 77 | <u>**Burnished Finish</u> | <u>Code</u> |
| Burnt Copper | 78 | Burnished Steel | 95 |
| Pearlized Silver | PS | Burnished Bronze | 96 |

*PLEASE NOTE THAT FAUX AND GEMSTONE FINISHES HAVE A 20% SURCHARGE.

**PLEASE NOTE THAT BURNISHED FINISHES HAVE A 30% SURCHARGE.

AN EXTRA CLEAR COAT CAN BE ADDED TO ALL FINISHES FOR ADDED DURABILITY. THE UPCHARGE FOR CLEAR COAT IS 15% FOR ALL FINISHES EXCEPT PHOENIX WHICH IS 30%.

PLEASE CALL FOR QUOTES ON METAL CONTAINERS, ADDITIONAL LEAD TIME NEEDED